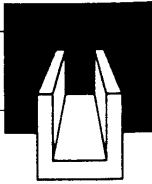



CHANNEL



Size (in)	Weight per metre (Kg)	Size (in)	Weight per metre (Kg)
3/8 x 3/8 x 1/16	0.11	1 3/4 x 1 3/4 x 1/8	1.09
1/2 x 1/2 x 1/8	0.27	1 3/4 x 1 3/4 x 1/4	2.07
5/8 x 5/8 x 1/16	0.19	2 x 1/2 x 1/8	0.60
5/8 x 5/8 x 1/8	0.36	2 x 3/4 x 1/8	0.71
3/4 x 1/2 x 1/8	0.44	2 x 1 x 1/8	0.82
3/4 x 3/4 x 1/16	0.24	2 x 1 x 3/16	1.22
3/4 x 3/4 x 1/8	0.49	2 x 1 x 1/4	1.52
7/8 x 7/8 x 1/8	0.52	2 x 1 1/2 x 1/8	1.03
1 x 1/2 x 1/8	0.38	2 x 1 1/2 x 1/4	1.97
1 x 3/4 x 1/8	0.49	2 x 2 x 1/16	0.64
1 x 1 x 1/16	0.31	2 x 2 x 1/8	1.26
1 x 1 x 1/8	0.60	2 x 2 x 3/16	1.83
1 x 1 x 3/16	0.86	2 x 2 x 1/4	2.40
1 x 1 x 1/4	1.10	2 1/4 x 1 1/4 x 3/16	1.43
1 1/8 x 1 1/8 x 1/8	0.68	2 1/2 x 1 x 1/8	0.93
1 1/4 x 1/2 x 1/8	0.44	2 1/2 x 1 1/4 x 3/16	1.52
1 1/4 x 3/4 x 1/8	0.55	3 x 1 x 1/8	1.04
1 1/4 x 1 x 1/8	0.66	3 x 1 1/2 x 1/8	1.26
1 1/4 x 1 1/4 x 1/16	0.39	3 x 1 1/2 x 3/16	1.84
1 1/4 x 1 1/4 x 1/8	0.76	3 x 1 1/2 x 1/4 x 5/16	2.66
1 1/4 x 1 1/4 x 3/16	1.10	3 x 2 x 1/8	1.48
1 1/4 x 1 1/4 x 1/4	1.41	3 x 2 x 3/16	2.17
1 1/2 x 1/2 x 1/8	0.49	3 x 2 x 1/4	2.84
1 1/2 x 3/4 x 1/8	0.60	3 1/2 x 1 1/2 x 1/4 x 5/16	2.90
1 1/2 x 1 x 1/8	0.71	4 x 2 x 1/8	1.69
1 1/2 x 1 1/2 x 1/16	0.49	4 x 2 x 1/4 x 5/16	3.66
1 1/2 x 1 1/2 x 1/8	0.98	5 x 2 x 1/4 x 5/16	4.24
1 1/2 x 1 1/2 x 1/4	1.74	6 x 2 x 1/4 x 5/16	4.53
1 3/4 x 1 x 1/8	0.76	6 x 3 x 1/4 x 3/8	6.23

Dimensions are in the order: base x leg x base thickness x leg thickness

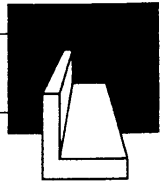
TEE SECTION



Size (in)	Weight per metre (Kg)	Size (in)	Weight per metre (Kg)
3/4 x 3/4 x 1/8	0.30	2 x 1 x 1/8	0.63
1 x 1 x 1/8	0.41	2 x 2 x 1/8	0.85
1 1/4 x 1 1/4 x 1/8	0.52	2 x 2 x 3/16	1.25
1 1/2 x 1 1/2 x 1/8	0.63	2 x 2 x 1/4	1.64
1 1/2 x 1 1/2 x 3/16	0.92	3 x 3 x 1/4	2.51
1 1/2 x 1 1/2 x 1/4	1.20		

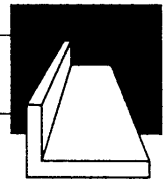
Dimensions are in the order: upright x cross piece x thickness

EQUAL ANGLE



Size (in)	Weight per metre (Kg)	Size (in)	Weight per metre (Kg)
1/2 x 1/2 x 1/16	0.10	1 1/2 x 1 1/2 x 1/4	1.20
1/2 x 1/2 x 1/8	0.19	1 3/4 x 1 3/4 x 1/8	0.74
5/8 x 5/8 x 1/16	0.13	1 3/4 x 1 3/4 x 3/16	1.09
5/8 x 5/8 x 1/8	0.25	1 3/4 x 1 3/4 x 1/4	1.42
3/4 x 3/4 x 1/16	0.16	2 x 2 x 1/16	0.43
3/4 x 3/4 x 1/8	0.30	2 x 2 x 1/8	0.85
7/8 x 7/8 x 1/8	0.36	2 x 2 x 3/16	1.25
1 x 1 x 1/16	0.21	2 x 2 x 1/4	1.64
1 x 1 x 1/8	0.41	2 x 2 x 3/8	2.38
1 x 1 x 3/16	0.59	2 1/2 x 2 1/2 x 1/8	1.06
1 x 1 x 1/4	0.76	2 1/2 x 2 1/2 x 3/16	1.58
1 1/8 x 1 1/8 x 1/8	0.46	2 1/2 x 2 1/2 x 1/4	2.08
1 1/4 x 1 1/4 x 1/16	0.27	3 x 3 x 1/8	1.28
1 1/4 x 1 1/4 x 1/8	0.52	3 x 3 x 3/16	1.91
1 1/4 x 1 1/4 x 3/16	0.76	3 x 3 x 1/4	2.51
1 1/4 x 1 1/4 x 1/4	0.98	3 x 3 x 3/8	3.69
1 1/2 x 1 1/2 x 1/16	0.32	4 x 4 x 1/4	3.39
1 1/2 x 1 1/2 x 1/8	0.63	4 x 4 x 3/8	5.00
1 1/2 x 1 1/2 x 3/16	0.92	6 x 6 x 1/2	10.01

UNEQUAL ANGLE



Size (in)	Weight per metre (Kg)	Size (in)	Weight per metre (Kg)
3/4 x 1/2 x 1/16	0.13	2 x 1 x 1/4	1.20
3/4 x 1/2 x 1/8	0.25	2 x 1 1/2 x 1/8	0.74
1 x 1/2 x 1/16	0.15	2 x 1 1/2 x 3/16	1.09
1 x 1/2 x 1/8	0.30	2 x 1 1/2 x 1/4	1.42
1 x 5/8 x 1/8	0.33	2 1/2 x 1 x 1/8	0.73
1 x 3/4 x 1/16	0.18	2 1/2 x 1 1/2 x 1/8	0.85
1 x 3/4 x 1/8	0.36	2 1/2 x 1 1/2 x 3/16	1.25
1 1/4 x 1/2 x 1/8	0.36	2 1/2 x 1 1/2 x 1/4	1.64
1 1/4 x 3/4 x 1/8	0.41	3 x 1 x 1/8	0.85
1 1/4 x 1 x 1/8	0.47	3 x 1 x 1/4	1.64
1 1/2 x 1/2 x 1/8	0.41	3 x 1 1/2 x 3/16	1.40
1 1/2 x 3/4 x 1/8	0.46	3 x 1 1/2 x 1/4	1.86
1 1/2 x 1 x 1/8	0.52	3 x 2 x 1/8	1.07
1 3/4 x 3/4 x 1/8	0.52	3 x 2 x 3/16	1.58
1 3/4 x 1 x 1/8	0.57	3 x 2 x 1/4	2.08
2 x 1/2 x 1/8	0.52	4 x 1 x 1/8	1.06
2 x 3/4 x 1/8	0.57	4 x 2 x 1/4	2.51
2 x 1 x 1/8	0.63	4 x 3 x 1/4	2.95
2 x 1 x 3/16	0.92	6 x 3 x 3/8	5.63

ALUMINIUM EXTRUSION STANDARD STOCK

WEIGHTS

All weights shown in this publication are for guidance only.

They are calculated using nominal dimensions and a density of 2.71. Please note that in practice, the actual weight can vary significantly from the theoretical weight due to variations in manufacturing tolerances and compositions.

TUBE THICKNESS CONVERSION

swg	inches	mm
20	0.036	0.914
18	0.048	1.22
-	1/16 / 0.0625	1.59
16	0.064	1.63
14	0.080	2.03
12	0.104	2.64
-	1/8 / 0.125	3.18
10	0.128	3.25
-	3/16 / 0.188	4.76
-	1/4 / 0.250	6.35
-	1.00	25.4

The information contained herein is based on our present knowledge and experience and is given in good faith. However, no liability will be accepted by the Company in respect of any action taken by any third party in reliance thereon.

As the products detailed herein may be used for a wide variety of purposes and as the Company has no control over their use, the Company specifically excludes all conditions or warranties expressed or implied by statute or otherwise as to dimensions, properties and/or their fitness for any particular purpose. Any advice given by the Company to any third party is given for that party's assistance only and without any liability on the part of the Company.

Any contract between the Company and a customer will be subject to the Company's Conditions of Sale. The extent of the Company's liabilities to any customer is clearly set out in those Conditions; a copy of which is available on request.

Issue No. 2A, November 1996

aalco make a delivery every 20 seconds of the working day to one of its 30,000 customers.

aalco has 10,000 standard stock items in its range of aluminium, stainless steel, copper, brass and bronze available through all its 18 UK branches. Covered here are the 500 most commonly used aluminium extrusion items. All of these are in stock, at all times in one or more of the following alloys.

Alloy	Old Alloy Designation	0.2% Proof Stress MPa	Tensile Strength MPa	Elongation %
(MINIMUM VALUES)				
6063 T6	HE9	160	195	8
6063A T6	-	190	230	8
6082 T6	HE30	270	310	9
2011 T3/T6	FC1	210-260*	290-310*	8
6262 T9	-	315	345	4

* depending on diameter

All items can be supplied either in standard lengths, typically of 3 to 5 metres, or cut to your instructions. **aalco** has facilities with the capacity to supply anything from single cuts to high volume repetition cutting carried out on precision CNC controlled saws in diameters up to 16".

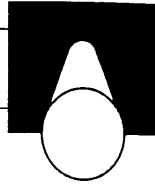
In addition to the items shown here, **aalco** carry an extensive range of special extrusions for particular industries/applications as well as bespoke designs for individual customers.

For a quotation, for further information, or to place an order, contact your local **aalco** branch shown on the back cover.

aalco

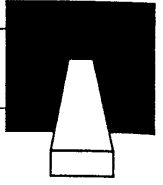
aalco

ROUND BAR



Dia (in)	Weight per metre (Kg)	Dia (in)	Weight per metre (Kg)
1/4	0.09	2 5/8	9.46
5/16	0.13	2 3/4	10.40
3/8	0.19	3	12.40
7/16	0.26	3 1/4	14.50
1/2	0.34	3 1/2	16.80
9/16	0.43	3 3/4	19.30
5/8	0.54	4	22.00
16 mm	0.54	4 1/4	24.80
1 1/16	0.65	4 1/2	27.80
3/4	0.77	4 3/4	31.00
20 mm	0.85	5	34.30
1 3/16	0.91	5 1/4	37.80
7/8	1.05	5 1/2	41.50
1	1.37	5 3/4	45.40
1 1/8	1.74	6	49.40
1 1/4	2.15	6 1/2	58.00
1 5/16	2.37	7	67.30
1 3/8	2.60	7 1/4	72.20
35 mm	2.61	7 1/2	77.20
1 7/16	2.84	8	87.90
1 1/2	3.09	8 1/2	99.20
1 5/8	3.63	9	111.00
1 3/4	4.21	9 1/2	124.00
1 7/8	4.83	10	137.00
2	5.49	12	198.00
2 1/8	6.20	13	232.00
2 1/4	6.95	14	269.00
2 3/8	7.75	15	309.00
2 1/2	8.58	16	352.00

FLAT BAR



Size (in)	Weight per metre (Kg)	Size (in)	Weight per metre (Kg)
3/8 x 1/4	0.16	1 3/4 x 3/4	2.29
1/2 x 1/8	0.11	1 3/4 x 1	3.06
1/2 x 3/16	0.16	1 3/4 x 1 1/4	3.82
1/2 x 1/4	0.22	2 x 1/8	0.44
1/2 x 3/8	0.33	2 x 3/16	0.66
5/8 x 1/8	0.14	2 x 1/4	0.87
5/8 x 3/16	0.20	2 x 3/8	1.31
5/8 x 1/4	0.27	2 x 1/2	1.75
5/8 x 3/8	0.41	2 x 5/8	2.19
5/8 x 1/2	0.55	2 x 3/4	2.62
3/4 x 1/16	0.08	2 x 1	3.50
3/4 x 1/8	0.16	2 x 1 1/4	4.37
3/4 x 3/16	0.25	2 x 1 1/2	5.25
3/4 x 1/4	0.33	2 1/2 x 3/16	0.82
3/4 x 5/8	0.49	2 1/2 x 1/4	1.09
3/4 x 1/2	0.66	2 1/2 x 3/8	1.64
3/4 x 5/8	0.82	2 1/2 x 1/2	2.19
7/8 x 1/8	0.19	2 1/2 x 3/4	3.28
1 x 1/16	0.11	2 1/2 x 1	4.37
1 x 1/8	0.22	2 1/2 x 1 1/2	6.56
1 x 3/16	0.33	2 1/2 x 2	8.74
1 x 1/4	0.44	3 x 1/8	0.66
1 x 3/16	0.54	3 x 3/16	0.98
1 x 3/8	0.66	3 x 1/4	1.31
1 x 1/2	0.87	3 x 3/8	1.97
1 x 5/8	1.09	3 x 1/2	2.62
1 x 3/4	1.31	3 x 5/8	3.28
1 1/4 x 1/8	0.27	3 x 1	5.25
1 1/4 x 3/16	0.41	3 x 2	10.50
1 1/4 x 1/4	0.55	3 1/2 x 1/4	1.52
1 1/4 x 3/8	0.82	3 1/2 x 1/2	3.04
1 1/4 x 1/2	1.09	4 x 1/8	0.87
1 1/4 x 3/8	1.37	4 x 3/16	1.30
1 1/4 x 1/4	1.64	4 x 1/4	1.75
1 1/4 x 1	2.19	4 x 3/8	2.62
1 1/2 x 1/8	0.33	4 x 1/2	3.50
1 1/2 x 3/16	0.49	4 x 5/8	4.37
1 1/2 x 1/4	0.66	4 x 3/4	5.25
1 1/2 x 3/8	0.98	4 x 1	6.99
1 1/2 x 1/2	1.31	4 x 1 1/4	8.74
1 1/2 x 3/4	1.64	4 x 2	14.00
1 1/2 x 1	2.62	5 x 1/4	2.19
1 1/2 x 3/4	1.97	5 x 1/2	4.37
1 1/2 x 1 1/4	3.28	6 x 1/4	2.62
1 3/4 x 1/4	0.76	6 x 3/8	3.93
1 3/4 x 3/8	1.15	6 x 1/2	5.25
1 3/4 x 1/2	1.53	6 x 1	10.50

MACHINING

aalco stock round bar in three machining alloys:
Alloy 6082 T6

Machines well and, with chip breakers, produces swarf in short tight coils.

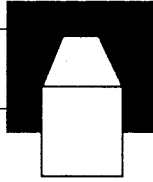
Alloy 2011 T3/T6

Often referred to as 'FMA' (Free Machining Alloy), this is produced especially for use on automatic lathes. It offers exceptional machinability at high speeds and forms fine chips which are easily removed. It is particularly suitable for components with complex, detailed or extensive machining and can often replace 'free machining brass' without tool changes.

Alloy 6262 T9

This may be used in place of Alloy 2011 in applications requiring higher corrosion resistance and better anodising response. It has excellent machinability and surface finishing characteristics.

SQUARE BAR



Size (in)	Weight per metre (Kg)
¼	0.11
⅜	0.17
½	0.25
¾	0.44
1	0.68
1¼	0.98
1½	1.34
1¾	1.75

Size (in)	Weight per metre (Kg)
1¼	2.73
1½	3.93
1¾	5.35
2	6.99
2½	10.90
3	15.70
3½	21.40
4	28.00


BOX SECTION SQUARE



Size (in)	Weight per metre (Kg)
½ x ½ x 16 swg	0.20
¾ x ¾ x 16 swg	0.31
1 x 1 x 16 swg	0.42
1 x 1 x 10 swg	0.78
1¼ x 1¼ x 16 swg	0.53
1¼ x 1¼ x 10 swg	1.00
1½ x 1½ x 16 swg	0.64
1½ x 1½ x 10 swg	1.23

Size (in)	Weight per metre (Kg)
1¼ x 1¼ x 10 swg	1.45
2 x 2 x 16 swg	0.87
2 x 2 x 10 swg	1.68
2 x 2 x ¼	3.06
2½ x 2½ x 10 swg	2.12
3 x 3 x 10 swg	2.57
4 x 4 x 10 swg	3.47
4 x 4 x ¼	6.56

BOX SECTION RECTANGULAR



Size (in)	Weight per metre (Kg)
1½ x ¾ x 16 swg	4.76
1½ x 1 x ⅜	0.52
1½ x 1 x 10 swg	1.00
2 x 1 x 10 swg	1.22
2 x 1½ x 10 swg	1.34
3 x 1 x 10 swg	1.67
3 x 1½ x 10 swg	1.90

Size (in)	Weight per metre (Kg)
3 x 1¼ x 10 swg	2.01
3 x 2 x 10 swg	2.11
4 x 1 x 10 swg	2.12
4 x 1¼ x 10 swg	2.45
4 x 2 x 10 swg	2.56
6 x 2 x 10 swg	3.40
6 x 3 x ⅜	10.81

TUBE



Size (in)	Weight per metre (Kg)
⅜ o/d x 16 swg	0.11
½ o/d x 18 swg	0.12
½ o/d x 16 swg	0.15
½ o/d x 10 swg	0.26
⅝ o/d x 18 swg	0.15
⅝ o/d x 16 swg	0.20
⅝ o/d x 10 swg	0.35
¾ o/d x 18 swg	0.19
¾ o/d x 16 swg	0.24
¾ o/d x 10 swg	0.44
⅞ o/d x 18 swg	0.22
⅞ o/d x 16 swg	0.29
⅞ o/d x 10 swg	0.53
1 o/d x 18 swg	0.25
1 o/d x 16 swg	0.33
1 o/d x 10 swg	0.61
1 o/d x ⅜	0.83
1 ⅛ o/d x 18 swg	0.28
1 ⅛ o/d x 16 swg	0.37
1 ⅛ o/d x 10 swg	0.70
1¼ o/d x 18 swg	0.32
1¼ o/d x 16 swg	0.42
1¼ o/d x 12 swg	0.65
1¼ o/d x 10 swg	0.79
1¼ o/d x ⅜	1.08
1 ⅜ o/d x 16 swg	0.46
1 ⅜ o/d x 10 swg	0.88
1½ o/d x 18 swg	0.38
1½ o/d x 16 swg	0.50
1½ o/d x 10 swg	0.96
1½ o/d x ⅜	1.35
1½ o/d x ¼	1.71
1 ⅝ o/d x 16 swg	0.55
1 ⅝ o/d x 10 swg	1.05
1 ⅝ o/d x ⅜	1.48

Size (in)	Weight per metre (Kg)
1¾ o/d x 16 swg	0.59
1¾ o/d x 10 swg	1.14
1 ⅞ o/d x 10 swg	1.23
2 o/d x 16 swg	0.68
2 o/d x 10 swg	1.32
2 o/d x ⅜	1.86
2 o/d x ¼	2.39
2¼ o/d x 16 swg	0.77
2¼ o/d x 10 swg	1.49
2½ o/d x 16 swg	0.86
2½ o/d x 10 swg	1.67
2½ o/d x ⅜	2.38
2½ o/d x ¼	3.08
2 ⅝ o/d x ⅜	4.36
2¾ o/d x 10 swg	1.84
3 o/d x 16 swg	1.03
3 o/d x 12 swg	1.65
3 o/d x 10 swg	2.02
3 o/d x ⅜	2.90
3 o/d x ¼	3.76
3½ o/d x 16 swg	1.21
3½ o/d x 10 swg	2.37
3½ o/d x ¼	4.46
4 o/d x 16 swg	1.38
4 o/d x 12 swg	2.23
4 o/d x 10 swg	2.72
4 o/d x ⅜	5.15
4½ o/d x 10 swg	3.07
4½ o/d x ¼	5.83
5 o/d x 10 swg	3.43
5 o/d x ¼	6.52
5½ o/d x ¼	7.21
6 o/d x 10 swg	4.13
6 o/d x ¼	7.90
6½ o/d x ¼	8.58